



**PRODUCT CATALOG**

**2022**

**REDUCE >> REUSE >> RECYCLE**

# MB CRUSHER: ADVANCED, VERSATILE, TOUGH.

For over 20 years **MB CRUSHER** has been studying and **manufacturing** machinery compatible to heavy equipment regardless of size. Perseverance and versatility led the company to invent the first jaw crusher for excavators. Investing in technology research contributed to the development of MB's products that can be installed to any carrier machine, turning them into real mobile crushers while improving the machine's performance and allowing companies to use the resources available on their job sites. **MB CRUSHER** has evolved over the years and has become the **benchmark for the construction equipment industry around the world** today. With a full range of products to give companies the solutions they are looking for.



# MB CRUSHER HAS SOLUTIONS FOR EVERY CARRIER MACHINE

Crusher buckets, screening buckets, shafts screeners, drum cutters, sorting grapples. **MB CRUSHER** provides professionals with the widest range of attachments capable of **making construction sites** of any size **autonomous and competitive** regardless of the job's nature and scope of action. All of MB CRUSHER's equipment was designed to solve **all kinds of obstacles**, even the most extreme. From skid steers, backhoes, telehandlers, mini and midi excavators, from 1,3 ton (2,866 lb) machines to excavators weighing 70 ton (154,300 lb); **there will be a suitable MB CRUSHER unit**. Installation is straightforward and quick, whether it's for the larger machines in the MB range or the small ones.

# 100% MADE IN ITALY

MB CRUSHER is an **Italian company** with a worldwide presence. All of the equipment's production phases take place at the headquarters in Fara Vicentino. More than 45.000 square meters (484,400 sq ft) host research and design laboratories, production departments, and sales and administrative offices. Here, every piece of equipment is designed, assembled and distributed to international markets by more than **200 people**. Brazil, China, France, Germany, Japan, India, Russia and United States. There are 9 subsidiaries abroad that support the headquarters to promote and distribute the products to all continents. And a network of over 230 dealers help sell MB CRUSHER's products to **over 150 countries**.



Learn more

# GUARANTEED PRODUCTS AND CERTIFIED QUALITY

Guaranteeing a safe product that is compliant with international regulations is essential for everyone at MB CRUSHER. All aspects (from assembly to the finished product) are constantly certified, in order to meet the markets' needs and to **guarantee** the customer receives a product that **is accredited for its exceptional quality**.

## PRODUCT CERTIFICATIONS

<b>UNI EN ISO 9001</b> Quality Management Systems	<b>CE</b> Declaration of conformity
<b>TUV</b> Safety requirements certificate	<b>PCT</b> International Patent Protection

## PROCESS CERTIFICATIONS

**RINA CERTIFICATION**  
Organization with qualified welding processes and personnel

# WITH MB CRUSHER

# YOU CRUSH IT EVERY TIME.

ONE ATTACHMENT TO WORK FASTER AND SAVE MONEY.



WATCH THE VIDEO

With MB

**8 MINUTES**

Is how long it takes **FOR MB CRUSHER** to transform the material.

**1 ATTACHMENT**

This is why MB CRUSHER's units are used on many job sites around the world. Because it **replaces 3 machines** with **one unit**.



The jobsite becomes **environment-friendly**:  
 -less CO<sub>2</sub>  
 -eliminate landfill disposals  
 -reduce pollution emissions from vehicles transporting **material**.



Without MB

**4 HOURS**

is the average time to process 19,841 pounds of material **WITHOUT** MB CRUSHER.

**3 VEHICLES INVOLVED**

3 are the machines involved to collect, transport and process materials **WITHOUT** MB CRUSHER.

## BEFORE/AFTER

### MB CRUSHER'S IMPACT ON DIFFERENT MATERIALS


#### BUILDING OR CONSTRUCTION MATERIALS

Demolition waste  
Excavated soil  
Asphalt  
Reinforced concrete  
Bricks



#### ORGANIC MATERIALS

Foliage  
Sand and soil



#### WASTE

Garbage  
Nylon and plastic  
Bituminous waste  
Glass  
Ceramics




#### ROCKS

Coal  
Porphyry  
Limestone  
Granite  
Basalt  
Marble  
River Stone  
Calcium carbonate-gypsum



#### FOUNDRY WASTE AND METALS

Casting mold waste and slag  
Foundry sand  
Copper slag  
Iron  
Steel and aluminum slag



#### POLES AND COLUMNS

Concrete slabs  
Concrete pipes  
Gratings  
Vineyard poles  
Light poles  
Railway sleepers

DON'T SEE YOUR MATERIAL?

**CONTACT US**



# MB CRUSHER BUCKETS



FOR EXCAVATORS,  
BACKHOES, LOADERS  
AND SKID STEERS

≥ 6,920 lb

DISCOVER



## REDUCED VIBRATION

Control devices reduce vibration on the arm of the carrier machine.



## HYDRAULIC PROTECTION

The latest hydraulic system extends and protects the life of the excavator.



## LOW NOISE

The frame is designed to minimize noise and vibration while crushing.



## GUARANTEED OUTPUT SIZE

Regular output size is guaranteed even with worn out jaws.



## EASY MAINTENANCE

Quick and easy maintenance: no oil change required.



## WIDE MOUTH OPENING

Widest crusher mouth opening per weight of the equipment, available on the market.



## OPTIMAL DESIGN

Designed to pick up and process material with ease while guaranteeing quality and increased production rates.

The patented jaw crushers turn any earth moving machine into a real crusher.

MB CRUSHER's range of crusher buckets is the largest in the world with **over 90% world market share.**

## AREAS OF APPLICATION



ENCLOSED SPACES



TUNNELS



FOREST MAINTENANCE



FOUNDRIES



DEMOLITIONS



ROAD WORK



RECYCLING AGGREGATES



URBAN CONSTRUCTION SITES



PIPELINES



QUARRIES



MINES



# MB CRUSHER BUCKETS



FOR EXCAVATORS,  
BACKHOES, LOADERS  
AND SKID STEERS

≥ 6,920 ≤ 37,500 lb

DISCOVER



Mounted on loaders, skid steers, backhoe loaders, mini-excavators and excavators they crush any type of inert material. Despite their compact size, they offer high productivity standards while maintaining unique performance characteristics that MB CRUSHER buckets have. They provide solutions for any needs that arise in small construction sites and particularly tight spaces.



## OPTIONAL ACCESSORIES

24 MONTH WARRANTY



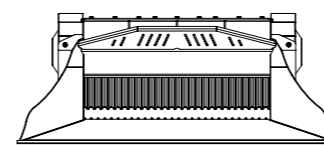
HOUR METER



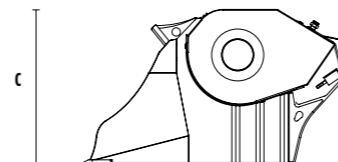
DUST SUPPRESSION KIT



## DIMENSIONS



A



B

## MODELS

	UNITS	MB-L120 S2	MB-L140 S2	MB-L160 S2	MB-L200 S2
Recommended excavator	lb	≥14,330 ≤26,460	≥15,430 ≤28,660	≥24,250 ≤34,270	≥26,460 ≤37,500
Recommended backhoe loader/Loader *	lb	≥11,020 ≤19,850	≥11,020 ≤22,050	≥15,400 ≤24,250	≥15,400 ≤26,460
Recommended skid steer loader*	lb	≥9,920 ≤13,230	≥9,920 ≤13,230	≥11,020 ≤15,400	≥13,230 ≤17,650
Weight	lb	2,095	2,161	3,197	3,307
Load capacity	cy	0,25	0,26	0,46	0,56
Pressure	PSI	> 2,901	> 2,901	> 2,901	> 2,901
Back pressure	PSI	< 145	< 145	< 145	< 145
Oil flow rate**	gal/min.	25	26	29	32
Mouth width	in	29	29	43	45
Mouth height	in	10	10	10	10
Size A	in	48	60	64	80
Size B	in	48	48	51	56
Size C	in	31	31	33	33

OUTPUT ADJUSTMENT

		PRODUCTIVITY				
	15 mm	cy/h	8	10	12	13
	20 mm	cy/h	9	12	13	15
1 in	30 mm	cy/h	12	14	17	18
	40 mm	cy/h	14	17	20	22
2 in	50 mm	cy/h	17	20	23	25
	60 mm	cy/h	18	21	26	29

\* Verify machine's optimal Operating Capacity.  
\*\* The hydraulic flow and pressure values must meet the required parameters.

To obtain the values in ton/h, multiply the data listed in the table by the specific weight of your material. Indicative values only, estimated with the medium toughness of the materials.

# MB SCREENING BUCKETS



FOR EXCAVATORS,  
BACKHOES AND  
LOADERS

≥ 13,230 ≤ 110,200 lb

DISCOVER



## OPTIMAL SIZE

Designed to pick up and process material with ease.



## LOADING STRAIN CONTROL SYSTEM

A device that reduces stress on the machine while loading material.



## MAINTENANCE

simple, fast, and centralized.



## CHANGE SCREENING PANELS

quick and easy.



## HIGH PRODUCTION

Thanks to its cone-shaped basket and ideal depth and size.

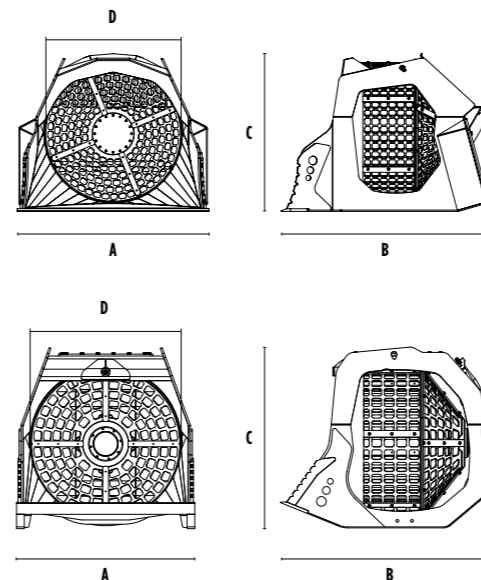
Installed on the carrier machine, MB screening buckets are the ideal tool to select and screen inert material, both before and after the crushing phase. Crucial in all situations where different size materials are necessary.



## APPLICATION AREAS



## DIMENSIONS



## MODELS



	UNITS	MB-LS170 S2	MB-LS220 S2	MB-S10 S4	MB-S14 S4	MB-S18 S4	MB-S23
Recommended excavator	lb	-	-	≥ 13,200 ≤ 19,850	≥ 19,850 ≤ 44,100	≥ 44,100 ≤ 77,200	≥ 77,200 ≤ 110,200
Recommended backhoe loader	lb	≥ 17,650 ≤ 33,070	-	* ≥ 17,650 ≤ 19,850	-	-	-
Recommended loader**	lb	≥ 17,650 ≤ 33,070	≥ 30,070 ≤ 55,100	-	-	-	-
Weight	lb	3,197	6,173	903	2,425	4,409	8,068
Load capacity	cy	1,44	3,14	0,42	1,44	3,14	4,90
Pressure	PSI	> 2,321	> 2,901	> 1,886	> 2,176	> 2,901	> 4,641
Back pressure	PSI	< 580	< 580	< 580	< 580	< 580	< 73
Oil flow rate***	gal/min.	21	32	11	16	32	42
Basket diameter	in	47	63	31	47	63	78
Basket depth	in	35	48	22	35	48	59
Size A	in	73	86	37	55	72	91
Size B	in	66	93	48	67	88	112
Size C	in	54	70	40	57	74	93
Size D	in	47	63	32	47	63	78

## OPTIONAL ACCESSORIES

24 MONTH WARRANTY



HOURLY METER



BASKET PROTECTION KIT



DUST SUPPRESSION KIT



\* Rear.  
\*\* Verify machine's Rated Operating Capacity.  
\*\*\* The hydraulic flow rate values must be met alongside the required operating pressure.

# MB SHAFTS SCREENERS



FOR EXCAVATORS,  
BACKHOES, LOADERS  
AND SKID STEERS

≥ 2,870 ≤ 99,210 lb

DISCOVER



## EASY MAINTENANCE

Simple, fast,  
and centralized  
maintenance.



## HIGH PRODUCTION

The optimal design and  
large loading volume  
ensures high and optimal  
production rates.



## MODERATE NOISE EMISSIONS

The frame is  
designed to  
minimize noise and  
vibration.



## SHAFTS REPLACEMENT SYSTEM

The process to  
replace the shafts  
can be executed  
directly on site  
simply and safely.



## AUTOMATIC HYDRAULIC SYSTEM

to protect the engine and  
transmission.

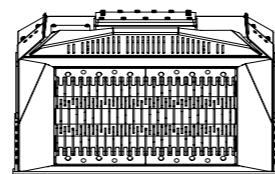
Installed on the carrier  
machine, they select  
materials directly on site.  
Ideal for large and small  
construction sites.  
Thanks to the rotating shaft  
kits that can be replaced  
right on the job site, you can  
process different material  
whenever you need to.



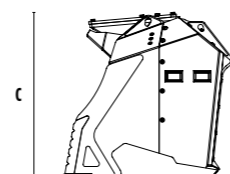
## APPLICATION AREAS



## DIMENSIONS



A



B

## MODELS

	UNITS	MB-HDS207		MB-HDS212	MB-HDS214	MB-HDS314	MB-HDS320	MB-HDS323	MB-HDS523
		without capacity increase kit	with capacity increase kit						
Recommended excavator	lb	≥ 2,870 ≤ 6,170	≥ 3,750 ≤ 6,610	≥ 11,020 ≤ 22,050	≥ 19,850 ≤ 28,660	≥ 26,460 ≤ 44,100	≥ 39,690 ≤ 52,910	≥ 48,500 ≤ 77,200	≥ 66,140 ≤ 99,210
Recommended backhoe loader	lb	-	-	* ≥ 17,650 ≤ 19,850	-	-	-	-	-
Backhoe loader/Loader** recommended	lb	-	-	-	≥ 17,650 ≤ 28,660	≥ 19,850 ≤ 30,860	≥ 24,240 ≤ 30,860	≥ 26,460 ≤ 35,270	-
Recommended skid steer loader**	lb	-	-	≥ 6,610 ≤ 8,820	≥ 8,820 < 22,050	-	-	-	-
Weight	lb	216	250	1.058	1.807	3.086	4.629	5.291	7.386
Load capacity	cy	0,07	0,08	0,20	0,52	1,18	1,77	2,16	2,62
Pressure	PSI	> 2,900	> 2,900	> 2,900	> 2,900	> 3,336	> 3,626	> 3,626	> 3,626
Oil flow rate***	gal/min.	7	7	≥ 20 ≤ 26	20	26	32	32	61
Size A	in	29	30	48	54	56	81	92	92
Size B	in	21	23	32	44	53	53	59	59
Size C	in	19	19	28	37	49	49	49	64

\* Rear.  
\*\* Verify machine's Rated Operating Capacity.  
\*\*\* The value of the hydraulic flow rate must be reached alongside the required operating pressure.

## OPTIONAL ACCESSORIES

24 MONTH WARRANTY



LOAD CAPACITY INCREASE KIT\*



SHAFT HOLDER



SHAFT KIT

PAGE 20

\*available only for MB-HDS207 model



# MB DRUM CUTTERS



FOR EXCAVATORS  
AND SKID STEER  
LOADERS

≥ 7,700 ≤ 77,200 lb

DISCOVER



## REPLACING THE DRUMS

The drum heads can be replaced directly on the job site.

Ideal for applications that require you to grind compact materials efficiently and accurately. They are the only drum cutters on the market that feature the Direct Drive Twin Motor System, which distributes the force of two drums according to the power required.



## SUBMERSION

Suitable for **underwater** work.



## LESS VIBRATION

Equipped with the **no torsion system** that reduces transverse stress on the arm of the excavator.



## RELIABLE

Devices available to reduce the excavator's oil temperature during heavy use.



## STRONGER

Equipped with **power boost** to evenly distribute the power to the rotary cutter that needs more force.



## DURABLE

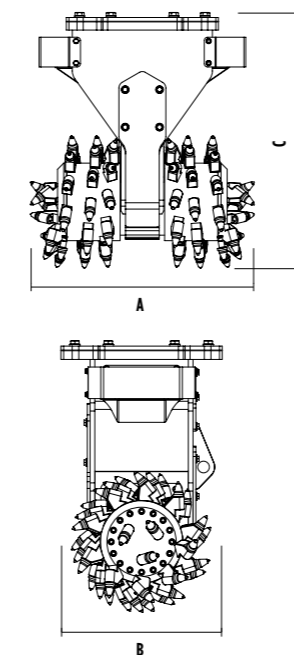
Equipped with **wear-resistant plates** to protect the central body.



## APPLICATION AREAS



## DIMENSIONS



## MODELS

	UNITS	MB-R500	MB-R700	MB-R800	MB-R900
Recommended excavator	lb	≥ 7,700 ≤ 24,200	≥ 13,200 ≤ 28,600	≥ 22,050 ≤ 48,500	≥ 41,900 ≤ 77,200
Recommended skid steer loader*	lb	≥ 7,700 ≤ 13,200	≥ 13,200 ≤ 22,050	-	-
Cutting width	in	18	35	40	44
Pick force	N	14,456	14,456	25,003	29,502
Speed/Min. (min/max)	rpm	80/120	80/110	60/80	60/80
Output torque	Nm	5,000	5,000	10,000	13,200
Pressure	PSI	> 5,076	> 5,076	> 5,076	> 5,076
Back pressure	PSI	< 58	< 58	< 58	< 58
Weight	lb	661	1,323	2,205	3,086
Oil flow rate**	gal/min.	16-32	29-48	53-79	66-92
Drum diameter	in	20	20	24	27
Size A	in	20	35	40	44
Size B	in	20	20	24	27
Size C	in	32	37	44	54

\* Verify machine's Rated Operating Capacity.  
\*\* The hydraulic flow rate values must be met alongside the required operating pressure.

## OPTIONAL ACCESSORIES

24 MONTH WARRANTY



INTERCHANGEABLE DRUM KIT (LOW-SET / FULL-SET)



ROCK AND ASPHALT PICK KITS



DUST SUPPRESSION KIT



DRUM COVER KIT\*\*



CUTTING DEPTH ADJUSTMENT KIT\*\*



\*CUTTER BODY ROTARIUM KIT\*\*  
\*needs rotation system



POWER TRANSMISSION KIT\*\*



\*\*only available for MB-R500 model

# MB SORTING GRAPPLES



FOR EXCAVATORS

≥ 13,200 ≤ 66,10 lb

DISCOVER



## COUPLING SYSTEM

Inclined coupling system increases the attachment's reach.



## SAFE

Equipped with a **safety valve** that prevents the claws from opening in case of pressure loss.



## LOW NOISE EMISSIONS

thanks to the silent blocks.



## REPLACEABLE BLADES

The reversible and double-sided blades can be replaced on site.



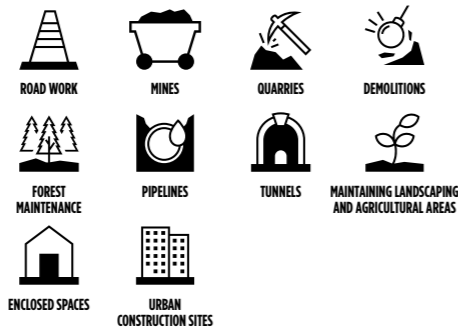
## ACCESSORIES

Equipped with accessories that allow the grapples to be utilized on various application areas.

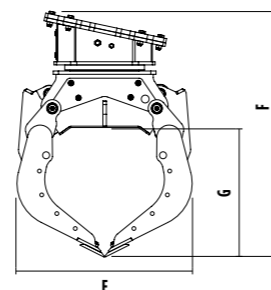
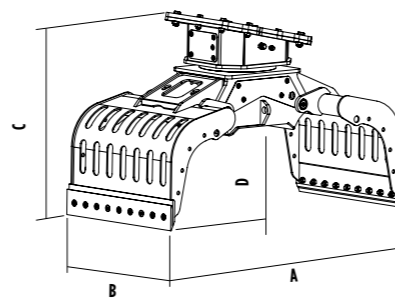
Designed to select and handle any type of solid material. Thanks to the interchangeable claws and the 360° rotation, the grapples can handle large loads and odd shapes.



## AREAS OF APPLICATION



## DIMENSIONS



## MODELS




	UNITS	MB-G350 S4	MB-G450 S4	MB-G600 S4	MB-G900 S4	MB-G1000 S4	MB-G1200 S4	MB-G1500 S4
Recommended excavator	lb	≥ 2,850 ≤ 5,750	≥ 6,600 ≤ 13,200	≥ 13,200 ≤ 26,460	≥ 26,460 ≤ 39,700	≥ 39,700 ≤ 55,100	≥ 39,700 ≤ 66,140	≥ 44,100 ≤ 66,140
Weight	lb	187	635	1.323	1.720	3.561	3.637	4.520
Capacity (claws closed)	cy	0,04	0,13	0,38	0,56	0,58	0,93	1,87
Rotation	Degrees	360°	360°	360°	360°	360°	360°	360°
Oil pressure (rotation)	PSI	> 2,175	> 2,175	> 2,321	> 2,321	> 3191	> 3,191	> 3,191
Oil flow rate (rotation)	gal/min.	1,3	2,6	4 - 8	4 - 8	11 - 19	5 - 9	5 - 9
Oil pressure (opening/closing)	PSI	0 - 2,901	0 - 3,626	2,901 - 4,351	2,901 - 4,351	4,351 - 5,802	4,351 - 5,802	4,351 - 5,802
Oil flow rate (opening/closing)	gal/min.	4	11	7	8	19	19	19
Size A	in	31	51	73	73	71	83	97
Size B	in	14	19	26	36	40	49	60
Size C	in	22	34	46	46	55	57	67
Size D	in	9	17	21	21	21	23	32
Size E	in	19	30	39	39	46	47	54
Size F	in	36	38	54	54	59	65	79
Size G	in	11	20	29	29	25	32	44

OPTIONAL ACCESSORIES

PAGE 21

# SHAFT KIT

FOR SHAFT SCREENERS Page 14-15



## RQ15\*\*/RQ20/RQ50 SIFTING KIT

**ADJUSTMENT\*** 0.6/0.8/2.0 in


**APPLICATION** Sifting damp/dry soil  
Soil aeration

\* shafts in closed position  
\*\* available for MB-HDS207 model only



## RM MIXER KIT

**APPLICATION** Soil Aeration  
Compost Aeration  
Breaking down charcoal  
Crushing glass  
Crushing drywall



## RC COMPOST KIT

**SETTINGS\*** 1.4 in

**APPLICATION** Shredding foliage and small branches  
Composting

\* shafts in closed position



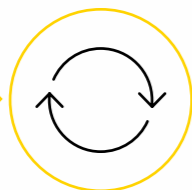
## RE8/RE16 FINE SIFTING KIT

**SETTINGS\*** 0.3/0.6 in

**APPLICATION** Sifting damp/dry soil

\* shafts in closed position

SHAFTS EASILY REPLACEABLE ON SITE



# OPTIONAL ACCESSORIES

Page 18-19 FOR SORTING GRAPPLES

## ELECTRICAL KIT FOR 2 HOSE FUNCTIONALITY

Utilize the 360° rotation even with excavators that only have two hoses.



## REMOTE POWER CONTROL SYSTEM

Managing the claws' closing force directly from the cabin.



## ROTATION POWER EXTENDER KIT

To duplicate the grapple's rotational force and allow you to handle heavy materials with ease.



## SERRATED SIDE PLATE KIT

For handling material of particular shapes.



## MULTI-PURPOSE BLADE KIT

For handling material of particular shapes.



## 24 MONTH WARRANTY



## RUBBER PROTECTION KIT

To handle blocks made of delicate materials.



## CLAM SHELL KIT

For picking up and moving small material.



## GRIP IMPROVEMENT KIT

To easily handle materials of particular weights and shapes, better grip and more control.



# SMART REMOTE CONTROL

With **MB CRUSHER'S cutting-edge solution**, you can **monitor your attachment** in real time and trace its use and overall condition.



**SMARTER**



**SAFER AND MORE COMPETITIVE**



**EASIER TO USE**

**ONLY AVAILABLE ON SELECT MODELS**

# MB CRUSHER WORLDWIDE



## MB S.p.A. (Headquarters)

Via Astico, 30/A - 36030 Fara Vicentino (VI) Italia  
 ☎ +39 0445 308148  
 ☎ +39 0445 308179  
 ✉ info@mbcrusher.com

## MB S.p.A. (Production)

Via Astico, 30 - 36030 Fara Vicentino (VI) Italia  
 ☎ +39 0445 850425  
 ☎ +39 0445 850335  
 ✉ info@mbcrusher.com

## MB S.p.A. (Logistic center)

Via Astico, 34 - 36030 Fara Vicentino (VI) Italia  
 ✉ shipping@mbcrusher.com



## MB DEUTSCHLAND GMBH

Linprunstraße 49, D-80335 München (Hauptsitz)  
 Im Greut 10, 72406 Bisingen (Zentrallager)  
 ☎ 08007237174  
 ☎ +49 (0) 74789290529  
 ✉ info@mbcrusher.de



## MB JAPAN株式会社

〒352-0023 埼玉県新座市堀ノ内1-5-35 (本店)  
 〒650-0024 兵庫県神戸市中央区海岸通5  
 商船三井ビル617 (神戸支店)  
 ☎ 0800-100-5458  
 ☎ 048-423-2298  
 ☎ 048-611-7865  
 ✉ info@mbcrusher.jp



## MB FRANCE SARL

320 Rue Saint Honoré - 75001 Paris (Siège social)  
 71 Rue Jean Zay - 69800 Saint Priest (Bureaux commerciaux)  
 ☎ 0800907761  
 ☎ +33 04 26074292  
 ✉ info@mbfrance.fr



## MB SHANGHAI 磨宝商贸 (上海) 有限公司

上海市新龙路1333弄25幢310室, 邮编 201101  
 Rm 310, Bldg.25, 1333 Lane, Xinlong Rd, Minhang Dist.,  
 Shanghai 201101, P.R.China  
 ☎ +86 21 543 76037  
 ✉ info@mbcrusher.cn



## MB RUS 000 «МБ РУС»

127030, Г. МОСКВА, УЛ СУЩЕВСКАЯ, Д. 21, ЭТАЖ 5,  
 ПОМЕЩ./ОФИС 1/502 (головной офис)  
 620049, Екатеринбург, пер. Автоматики, д.3  
 (обособленное подразделение)  
 ☎ 8-800-100-94-37  
 ✉ info@mbcrusher.ru



## MB AMERICA, INC.

8730 Technology Way, Reno, NV 89521, (Headquarters)  
 1203 E. Mountain St., Kernersville, NC, 27284 (Branch Office)  
 ☎ 855 MB CRUSH (855 622 7874)  
 ☎ 775 853 1058  
 ☎ 775 455 4196  
 ✉ info@mbamerica.com



## MB CRUSHER INDIA PVT. LTD.

Office No. C, 1st Floor, D Building, MBC Park,  
 Near Hypercity Mall, Kasarwadavali, Thane - West, Thane -  
 400615, Maharashtra  
 ☎ +91 22 4970 6759  
 ✉ info@mbcrusher.in



## MB CRUSHER DO BRASIL Comércio de equipamentos Ltda

Av. Paulista, 2006 Cj 410 - 01310-200  
 São Paulo SP Brasil  
 ☎ +55 11 3266-3231  
 ✉ info@mbcrusher.com.br



**HARDOX®**

COMPANY WITH  
QUALITY SYSTEM  
CERTIFIED BY DNV GL  
= ISO 9001:2015 =



[WWW.MBCRUSHER.COM](http://WWW.MBCRUSHER.COM)

